

FEATURES AND BENEFITS

- 304 Stainless Steel cupped head & washer provide lifetime protection in the harshest environments. You may obtain a free copy of the written warranty upon request.
- 304 SS™ Woodbinder® is an excellent choice for use in animal confinement applications or for aluminum liner panel applications.
- Type A point necessitates a pre-drilled hole in steel, but not aluminum.

FOR PROPER INSTALLATION, THE USE OF IMPACT DRIVERS ARE NOT RECOMMENDED FOR POWDER COATED OR ANY WET PAINTED FASTENER.

PULLOUT & PULLOVER VALUES ARE DETERMINED IN THE ST FASTENING SYSTEMS ENGINEERING LABORATORY USING STEEL PANELS/FRAMING & WOOD DENSITIES WHOSE STRUCTURAL PROPERTIES ARE FOUND IN PRESENT DAY PRODUCTS.

SIZE	CARTON QTY.	WEIGHT/M
10 x 1"	3000	9.0
10 x 1 1/2"	2500	11.9
10 x 2"	2000	14.0


PULL OUT STRENGTH LBS. ULT.		
SUBSTRATE	PENETRATION	VALUE
3/4" PLY	FULL	616
5/8" PLY	FULL	473
1/2" PLY	FULL	283
7/16" OSB	FULL	208
2 X Y. PINE*	1"	802
2 X Y. PINE*	1 1/2"	1176
2 X SPF*	1"	678
2 X SPF*	1 1/2"	913

* Y.PINE (Yellow Pine) * SPF (Spruce Pine Fir)


PULL OVER STRENGTH LBS. ULT.			
SUBSTRATE	GAUGE	THICKNESS	VALUE
304 SS Type A (EPDM)	29	.014	683
304 SS Type A (EPDM)	26	.018	870

NOTES 1. All strength values shown are ultimate values, express in LBS. Apply an appropriate safety factor to obtain design limits.

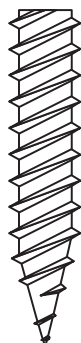
SS™ WoodBinder®



HEAD STYLE
1/4" CHWH
POINT DIAMETER
30 ° SHARP POINT T-A
MAJOR DIAMETER
.183/.189
MINOR DIAMETER
.126/.132
WASHER FACE DIAMETER
.500
HEAD ACROSS FLATS
NOM .250"
ULT. TENSILE STRENGTH
1135 LBS.
MIN. TORSIONAL STRENGTH
48 IN-LBS.
NOM. SHEAR STRENGTH
1034 LBS.



The Type A point will tap a predrilled hole in steel but will self-drill through aluminum liner panels.



SHARP POINT

APPLICATIONS

