

BRIDGE AND SUPPLY COMPANY

**ULTRA 2000 FROST**  
Color Chart

Available in 29GA panel for roofing and siding.



Evergreen Frost




Dark Gray Frost




Burgundy Frost



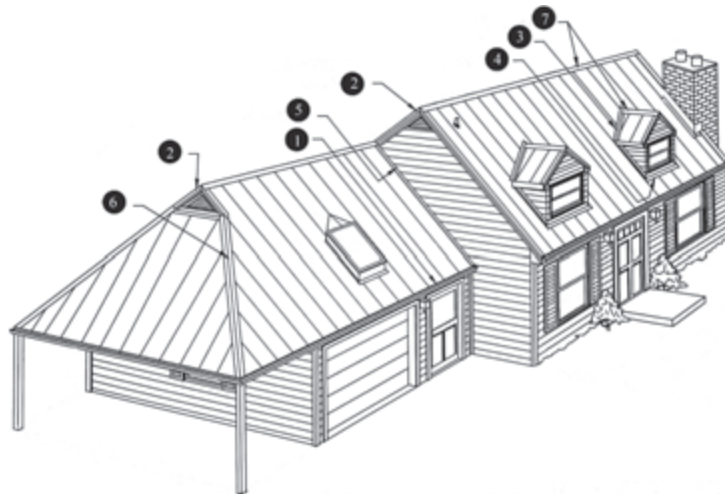
Dark Brown Frost



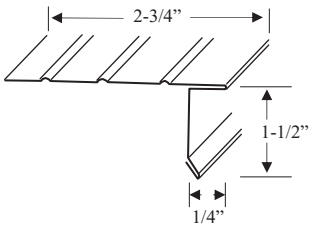
Burnished Slate Frost



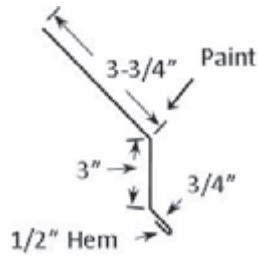
Black Frost



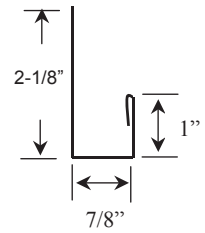
① Shingle Style Drip Edge  
Length: 10'4"



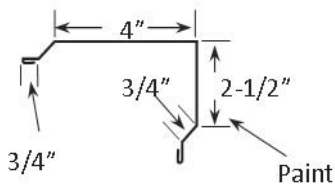
① Flat Eave Trim  
Length: 10'4"



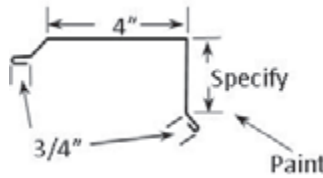
① C Style Drip (J Channel)  
Length: 10'4"



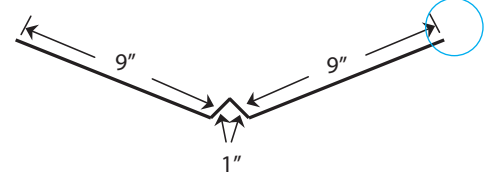
② Residential Rake Trim—Type 1  
Length: 10'4"



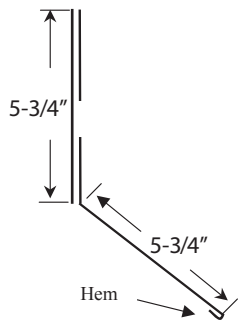
② Residential Rake Trim—Type 2  
Length: 10'4"



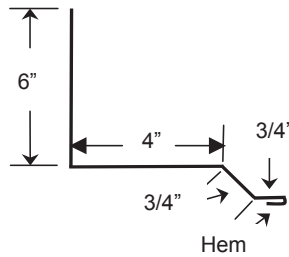
③ W Valley Trim  
Length: 10'4"



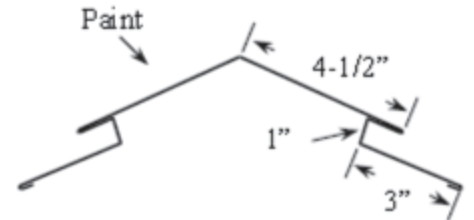
④ End Wall Flashing  
Length: 10'4"



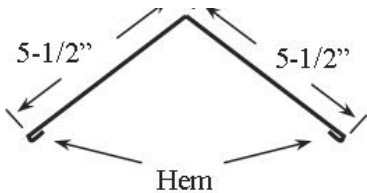
⑤ Side Wall Flashing  
Length: 10'4"



⑥ Preformed Hip  
Length: 10'4"



⑥ Hip Cap  
Length: 10'4"



⑦ Ridge Cap, 14" Wide  
Length: 10'4"

